



RPS/DPS 8200/8300

High Accuracy Resonant Pressure Sensor for Harsh Media

For over 50 years, Druck has manufactured precision pressure sensors with a capability to meet critical applications in industrial, aerospace, oil and gas, and research environments. Druck, now a Baker Hughes business, has continually worked to develop and improve on the performance of our pressure sensors to meet customer's requirements.

The RPS/DPS 8200/8300 moves the Druck proprietary TERPS technology into harsh media environments. TERPS is a resonant silicon pressure sensor technology platform that provides an order of magnitude greater accuracy and stability than current pressure measurement technologies available. The TERPS technology also extends the pressure range capability to high pressures and by incorporating true pressure media isolation greatly improves its suitability for use in harsh environments.

By packaging TERPS technology in Hastelloy C276, the RPS/DPS 8200/8300 allows for use in harsh corrosive media such as sea water, or sour gas.

The combination of the power of the TERPS technology and the quality, reliability and flexibility of the RPS/DPS 8000 Series offer a truly unique solution for high accuracy and high stability pressure measurement requirements.

Features

- High precision, $\pm 0.01\%$ FS over compensated temperature range
- High stability, ± 100 ppm FS/year
- Wide temperature range, -40°C to $+125^{\circ}\text{C}$ (-40°F to 257°F)
- Media isolated construction, suitable for use in harsh environments
- Multiple output configurations, RS-232, RS-485, Frequency and Diode (TTL)
- Selection of pressure and electrical connections to suit specific requirements

Specifications

Measurement

Pressure ranges

- 0 to 2 bar (0 to 30 psi) absolute
- 0 to 7 bar (0 to 100 psi) absolute
- 0 to 14 bar (0 to 200 psi) absolute
- 0 to 20 bar (0 to 300 psi) absolute
- 0 to 35 bar (0 to 500 psi) absolute
- 0 to 70 bar (0 to 1000 psi) absolute

(Values in psi are approximate.)

The lowest calibrated pressure is 35 mbar absolute.

Overpressure

1.5X FS

Sensor failure pressure

2.0X FS

Pressure containment

- Ranges to 7 bar, (100 psi), 70 bar (1,000 psi)
- Ranges to 70 bar (1,000 psi), 200 bar (3,000 psi)

Supply and output

Electronics option	Supply Voltage (V)	Output	Current Consumption ² (mA)
1	5 to 32	Frequency & Diode TTL ^(1,3,4)	3.5
A	5 to 32	RS485	14 quiescent, 32 max
B	5 to 32	RS232	14 quiescent, 32 max

1. Jitter less than 20 ns

2. Full temperature range

3. Square wave pressure signal, 25 kHz nominal, 4-10 kHz span

4. Forward voltage diode, 0.5 to 0.7 V @ 25°C (77°F), typically -2 mV/°C nominal

Response time

< 300 msec for pressure change from 10% to 90% FS

Supply response

Frequency and Diode: Accurate to specification within 500 ms of supply switch on, over all operating temperatures

RS 232/485: First stable reading within 20 sec of supply switch on

Electrical protection

Connecting Vsupply and GND between any combinations of pins on the connector will not damage the unit

Insulation

500 V dc

Performance

There are two levels of performance specification: standard and Improved.

Specifications include combined effects of non-linearity, hysteresis, repeatability and temperature errors over the compensated temperature range, and over the pressure range 35 mbar to the full scale pressure.

Accuracy code	Precision
A1- Standard	0.02% FS
A2- Improved	0.01% FS

For Frequency and Diode output the above accuracies are achievable by using a polynomial curve fit algorithm and coefficient data supplied with sensor.

Sensors are calibrated against standards traceable to UKAS operating to better than 100 ppm.

Compensated temperature ranges:

There are three compensated temperature ranges available:

- -10 to +50°C
- -40 to +85°C
- -40 to +125°C

Temperature effects

All temperature effects are included in the accuracy statement

Long term stability

Standard: ±0.02% FS/annum

Improved: ±0.01% FS/annum

Note: Unless otherwise specified, specifications are at reference conditions: 25°C (77°F) ±5°C (±9°F).

Orientation (g) sensitivity

Less than 0.2 mbar/g

Physical specifications

Storage temperature range

As operating temperature range

Operating temperature range

See electrical connector section

Pressure media

Media compatible with Hastelloy C276

Ingress protection

See Electrical connector section

Vibration

DO-160E Curve W Sine sweeps 5 Hz to 2 kHz, levels to $20g_n$, <0.2 mbar/ g_n (<0.003 psi/ g_n) output change

Shock

DO-160E 9 (Figure 7.2) $20 g_n$ 11 ms terminal saw-tooth profile
Negligible calibration change

Humidity

MIL-STD-810D Method 507.2 Procedure III (Aggravated humidity environment, 65°C , 95% RH)

Pressure Connector

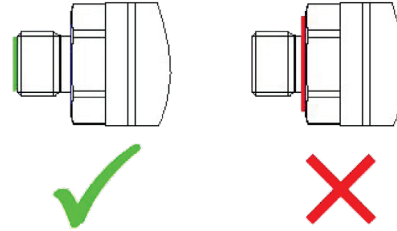
Available options are

- G1/4 Female
- G1/4 Male flat
- 1/4 NPT female
- 1/4 NPT male
- Depth Cone (G1/4 female)

Please ensure that only the intended sealing face is used when mounting the sensor. Failure to comply with this requirement may affect performance or calibration accuracy.

Male threaded pressure connectors must not be sealed or constrained against the face at the base of the thread. The forward cone or flat face should always be used, as indicated below.

Electrical connector



Code Number	Description	Max Operating temp range		IP rating
		$^\circ\text{C}$	$^\circ\text{F}$	
0	No connector	-40 to +125	-67 to +257	-
3	Polyurethane depth	-40 to +80	-40 to +176	68
4	Hytrel depth	-40 to +80	-40 to +176	68

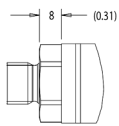
Certification

- CE Marked
 - RoHS
 - EMC Standards
- BS EN 61000-6-1: 2007 Susceptibility - Light industrial
BS EN 61000-6-2: 2005 Susceptibility - Heavy industrial
BS EN 61000-6-3: 2007 Emissions - Light industrial
BS EN 61000-6-4: 2007 Emissions - Heavy industrial
BS EN 61326-1: 2006 Electrical equipment for measurement, control and laboratory use - EMC requirements
BS EN 61326-2-3: 2006 Requirements for pressure transducers

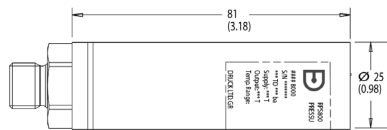
Connection details

Option	Code	Connection	Function		
			Frequency & Diode	Digital-RS485	Digital-RS232
Flying Leads	0	RED	SUPPLY +VE	SUPPLY +VE	SUPPLY +VE
		YELLOW	FREQ	RS485 B	Rx
		GREEN	+VE TEMP	RS485 A	Tx
		BLUE	GROUND	GROUND	GROUND
		ORANGE	EEPROM	RS485 RT	-
		BLACK	-VE TEMP	-	-
CABLE	3, 4,	RED	SUPPLY +VE	SUPPLY +VE	SUPPLY +VE
		YELLOW	FREQ	RS485 B	Rx
		BLUE	+VE TEMP	RS485 A	Tx
		WHITE	GROUND	GROUND	GROUND
		ORANGE	EEPROM	RS485 RT	-
		BLACK	-VE TEMP	-	-
		SCREEN	-	-	-

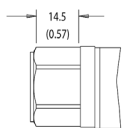
Mechanical drawings



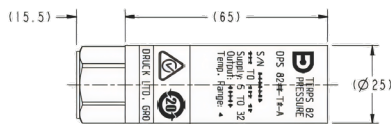
MALE PRESSURE CONNECTION



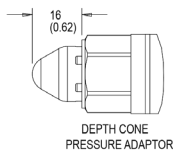
RPS CONSTRUCTION



FEMALE PRESSURE CONNECTION



DPS CONSTRUCTION

DEPTH CONE
PRESSURE ADAPTOR

Notes:

1. All dimensions are nominal lengths and are subject to change.
2. All dimensions are in millimeters (inches).
3. Other pressure and electrical connectors may be available, please contact Baker Hughes.

